

# SLIDE RULE CATALOGUE

*”TEXT VERSION”*

(former Blue Book)

Author: ir. H. van Herwijnen

Editor: ir. O.E. van Poelje

June 2005

Public domain text version  
derived and edited from the  
Slide Rule Catalogue  
© Herman van Herwijnen  
Version 5.3, Sept. 2003  
Available from internet:  
[www.rekenlinialen.org](http://www.rekenlinialen.org)

## INTRODUCTION

### SUMMARY

This book is the “Text Version” of Herman van Herwijnen’s Slide Rule Catalogue.

It is electronically available via the main page of [www.rekenlinialen.org](http://www.rekenlinialen.org).

The “Text Version” belongs to the public domain. This means that the “Text Version” files can be freely downloaded, used and copied for use by others, with the only limitation that the information is not to be used for commercial gain. When used in publications, the source should be cited as:

“Slide Rule Catalogue, © Herman van Herwijnen”.

The “Text Version” is a downsized text-only book, derived from the copyrighted “Full Version” of Herman van Herwijnen’s Slide Rule Catalogue.

The “Full Version” of the Catalogue, including more than 3000 pictures, is still available for sale (see the main page of [www.rekenlinialen.org](http://www.rekenlinialen.org))

### BACKGROUND

Since the early 1990’s, Herman van Herwijnen in the Netherlands has collected information for his slide rule cataloguing project. In 1997 and 1998, this activity resulted in a printed volume of three parts, the so-called “Blue Book”, containing textual descriptions of the slide rules catalogued up to 1998.

During the following years, Herman continued to add images from digital cameras and computer scanners to his FileMakerPro database.

He named his visual catalogue: “The Slide Rule Catalogue, © Herman van Herwijnen”.

It was made available for sale to slide rule collectors in digital format on CD, and later on DVD.

While the Blue Book contained only the slide rules of the two largest collections in the Netherlands, the Slide Rule Catalogue gradually grew with data contributions from collectors all over the world.

When Herman died August 8, 2004, his Slide Rule Catalogue was consolidated in Version 5.3, September 2003.

That copyrighted “Full Version”, containing text, pictures and FileMakerPro database functions, has been made available for sale again on DVD in April 2005. For ordering see the main page of [www.rekenlinialen.org](http://www.rekenlinialen.org).

Although the “Full Version” Catalogue on DVD contains all the slide rule data and all the pictures Herman had collected over almost 15 years, the access to this treasure-chest of information was for many collectors not so easy: a Personal Computer is needed to run the Catalogue database, and some expertise in the FileMakerPro user interface has to be acquired. So it is not surprising that over a number of years Herman received frequent requests for a real paper book containing the Catalogue, comparable to the Blue Book of 1997-1998.

This need was recognised at the end of 2004 by the “Herman van Herwijnen Commemoration Committee” of the “Dutch Circle of Slide Rule Collectors” (renamed to “Dutch Circle for Historical Calculating Instruments”).

The final result is the book in front of you, a fitting tribute to Herman that is freely available to the community of all slide rule enthusiasts.

## Slide Rule Catalogue

It is comparable to the original Blue Book regarding the main organisation: slide rule information ordered alphabetically by the slide rule's name.

But there are differences too.

This "Text Version" contains at least twice as many items, not only of slide rules but also of other calculating devices (though not mechanical and electronic machines) and of photographic calculators and exposure meters. Another major addition is the price information that Herman had started to collect from various sources during the last years.

The page lay-out has been changed to increase readability and space efficiency.

The textual descriptions of the appearance of the objects (inscribed texts, orientation, colours) in the original Blue Book had already been replaced in the database by images, but this compact book has no space to display all the pictures (some 3,300). Therefore those interested in the complete set of pictures will have to purchase the "Full Version" DVD.

Finally the "variants" (variations of one single type of slide rule) have been left out as they are only distinguishable by pictures. As a result, some 4,200 objects are contained in the book, while the DVD's "Full Version" contains all 5,733 objects of Version 5.3.

It should be emphasized that this book was produced mainly by automatic tools like record and field selections, formulae for text generation from fields, or global replacements to improve readability.

Only obvious and straightforward errors have been corrected. This means that the intrinsic content of this book is unchanged from Herman's Slide Rule Catalogue V5.3.

### HOW TO USE THIS BOOK

The Slide Rule Catalogue Book is one large table of 4,224 slide rules and related objects. The following columns contain specific information on each of the listed objects:

1. **Name** is the complete name which identifies an object. It consists of the supplier name followed by the type name or number of the slide rule.  
Name is the entry by which all Catalogue objects are alphabetically ordered.  
If a slide rule can not be found because the literal Name in the Catalogue is not known, one should revert to the digital copy and execute a find or search function on part of the Name.  
Slide rules with unknown suppliers are catalogued under "NoName ...".
2. **Match Number** is the internal identification of each object in the Slide Rule Catalogue.  
It connects an item in the Catalogue Book to the "Full Version" DVD because the Match Number gives a quick access to the item's view in FileMakerPro.  
An important aspect in this column is the asterisk (\*), which is attached to the Match Number of an item if its picture exists in the DVD's "Full Version" of the Catalogue. Beware that not every object has a picture in the "Full Version". Also it has been noticed that some pictures do not follow the file naming convention by Match numbers, resulting in erroneous asterisks in this book (picture file names should begin with the Match number). The surest way to look for a slide rule picture therefore is to go into the DVD's "Full Version", and search for that slide rule in the FileMakerPro program.
3. **User Field** can be used for personal annotations, for example the identification number in your own collection, condition code etc.
4. **Description** is a "flowing" text description of each object, built from the database fields for "application", "form", "material", "size", "years of production" and "scales".  
For the scales in the Catalogue, a special notation had been designed which is explained in the next pages of the introduction. Non-standard scales, indicated by numbers like 1), 2), etc., are only clarified by the pictures in the "Full Version" DVD.
5. **Price ( \$ )** gives a rough price indication in US Dollars at price levels up to 2003.  
The main part of the price data is derived from winning eBay bids on items of that type in the years 2000 through 2003, but some prices have been estimated.

## Slide Rule Catalogue

This information must be used with extreme care, because the sources are snapshots of several years old and some are based on limited numbers of transactions or subjective guesses. It is impossible to determine a “real” price for slide rules, because prices vary with time, with region, with condition of the object and many other factors.

The complete “Text Version” is made available in Microsoft WORD format, which can be used either for viewing and changing on the computer screen<sup>1</sup>, or for printing on paper:

The MS WORD file **srcatalog.doc** (size about 3.6 MB) has been compressed to **srcatalog.zip** (size about 0.5 MB).

As alternative for PDA's, the MS POCKET EXCEL and WORD files **srcatalog.pxl** and **srcatintro.pwd** (together about 1.1 MB) have been compressed to **srcatpocket.zip** (about 0.2 MB).

### ACKNOWLEDGMENTS

By far the largest credit is due to Herman van Herwijnen who prepared all texts, provided most of the pictures and put it all together in his Slide Rule Catalogue.

Then to all people who contributed data and pictures of new slide rules, too many to mention by name.

However, a special acknowledgment is due to IJzebrand Schuitema, who was the first to contribute information from his considerable collection, and to Michael O'Leary who supplied a wealth of pictures and data for American slide rules, especially K&E.

Thanks to Rod Lovett and Ron Manley for sharing their price information.

To the Committee for coordinating and monitoring the project: Leo de Haan, Otto van Poelje, David Rance and Ronald van Riet.

And finally to Diny van Herwijnen for cooperating with this project and giving her final approval.

*Dear Reader,*

*Enjoy this book, carry it around and use it for your slide rules pursuit!*

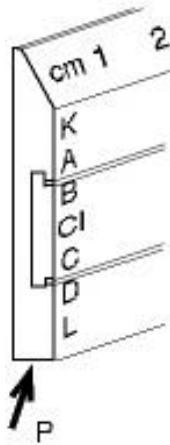
*The Editor*

---

<sup>1</sup> It is also possible to create a spreadsheet by applying “copy” on the complete table in the WORD file, and then “paste special / text” in the spreadsheet program

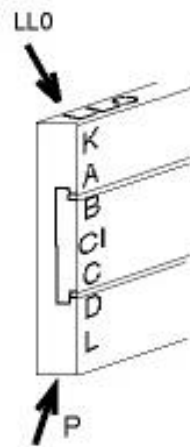
NOTATION FOR FRONT SCALE AND BACK SCALE

Please note in the examples shown the method of coding the scales that are on the sides of the rules. To separate the codes two spaces are put between the codes. What is on the slide is between two = signs



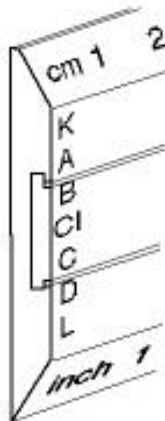
**Coding**

25cm / K A = B C I C = D L ] P



**Coding**

LL0 [ K A = B C I C = D L ] P



**Coding**

25cm / K A = B C I C = D L \ 10inch

For the scales on the back of the body and slide a separate field is used in the computer data base. When scales do not have codes left or right of the scales then the code is underlined.

Example: 25cm = S ST T = 10inch means that on the back of a rule the 25 cm scale and the 10 inch scale are on the body and the S, ST and T scales on the back of the slide. The letters cm and inch are not present, neither are the code letters S, ST and T shown, and are therefore underlined in the coding.

The scales under the slide (often electro scales or cm scales) are put between two number signs like #Dynamo/Motor Volt# and are put behind the scale code description of the front.

Slide Rule Catalogue

SCALE CODES USED

Codes	Formula	Range	
A	=B <sup>2</sup>	x <sup>2</sup>	1-10-100
B	=b <sup>2</sup>	x <sup>2</sup>	1-10-100
C	=b =T1 =E	x	1-10
D	=B =Z =V	x	1-10
AI		1/x <sup>2</sup>	1-0.01
BI	1/B <sup>2</sup>	100/x <sup>2</sup>	100-1
CI	=a =P1 =R	1/x	1-0.1
DI		1/x	1-0.1
CF	=KZ	px	3-10-33
DF	=T =T2	px	3-10-33
CIF	=P2	1/px	0.33-0.1-0.03
DIF		1/px	0.33-0.1-0.03
K	=B <sup>3</sup> =R	x <sup>3</sup>	1-10-100-1000
L	=lg	log x	0.0-1.0
LL0		e <sup>0.001x</sup>	1.001-1.01
LL1	=ZZ1	e <sup>0.01x</sup>	1.01-1.11
LL2	=ZZ2	e <sup>0.1x</sup>	1.1-3.0
LL3	=ZZ3	e <sup>x</sup>	2.5-100,000
LL00	=LL/0	1/e <sup>0.001x</sup>	0.999-0.990
LL01	=LL/1	1/e <sup>0.01x</sup>	0.99-0.90
LL02	=LL/2	1/e <sup>0.1x</sup>	0.91-0.35
LL03	=LL/3	1/e <sup>x</sup>	0.4-0.00001
S	=sin	sin and cos x	5.5-90° and 84.5-0°
ST	=S&T =SRT	sin and tg x	0.55-6° and 89.45-84°
T	=tg	tgx cot <45°	5.5-45° and 84.50-45°
T1		tg and cot x	5-49° and 49-85°
T2		tg and cot x	41-85° and 5-49°
Ch		coth	0.1-1-3.0
Th		tanh	0.1-1-3.0
Sh1		sinh	0.1-0.9
Sh2		sinh	0.85-1-3.0
R1	=W1' =W1	$\sqrt{x}$	1-3.2
R2	=W2' =W2	$\sqrt{10x}$	3-10
P		$\sqrt{1 ? (0.1x)^2}$	0.996-0
P1		$\sqrt{1 ? x^2}$	0.995-0
P2		$\sqrt{1 ? x^2}$	0.99995-0.995
Dynamo			20-100
Motor			20-100
Volt			0.5-10 also 0.2-20

I means : inversion  
 B and BI next to each other  
 C and CI next to each other  
 D and DI next to each other

CI and CIF next to each other  
 DI and DIF next to each other

for small angles

cotangens hyperbolicus  
 tangens hyperbolicus  
 sinus hyperbolicus  
 sinus hyperbolicus

Some times scales are defined differently for instance:

CI	10/x	10-1.0
DI	10/x	10-1.0
CIF	10/px	3.6-1-0.28

CF and DF also for  $\sqrt{10x}$  and 3.6x

Slide Rule Catalogue

Name	Match Nr	User Field	Description	Price (\$)
aba Whitworth und Metrisches Gewinde	5395*		Technical slide chart of metal, 257x50x0.5 mm Front Scales: See Picture, Back Scales: See Picture	
Abac Navigation Computer Mk II	0001		Aviation disc of plastic, 95x204x5 mm (1961) Front Scales: 1) = 2) = 3) = 4) 5) = 6) Back Scales: 7) = 8)	40
Abbot Brown Isotope Handling Calculator 1	2903*		Medical disc of plastic, 217x4.3 mm Front Scales: r/hr 1) 2) = 3) Na Co Radium Ta Ir Au I	40
Abbot Brown The Bender Brown Optical Rule	0002		Technical rule no cursor no slide of plastic, 178x57x3.3 mm Front Scales: 1) 2) 3) 4) 170MMS 2INS.	9
ABN Termijnfinanciering Zakelijk ABN Bank	0003		Financial slide chart of plastic, 206x702.4 mm	5
Abrams Inst. Cor Photographic Computer	3164		Aviation disc of plastic, 133 mm (1965) Front Scales: Special Scales	
Ace The "Ace" Rule	3165		Slide rule of wood/celluloid	
Acrow Concrete Volume Computer	0004		Concrete slide rule of plastic, 178x34x1 mm Front Scales: A = B C = D, Back Scales: volt	
Acu Math 1211	3602*		Generic slide rule, 165x28x3 mm Front Scales: K A = B Cl C = D L, Back Scales: = S T =	9
Acu Math 1240	3171		Generic slide rule of plastic	3
Acu Math 1311	0008		Generic slide rule of metal, 316x41.5x4.5 mm Front Scales: LL01 K A = B T ST S = D L LL1 Back Scales: LL02 LL03 DF = CF Cl C = D LL3 LI2	11
Acu Math 150	3600		Generic slide rule	6
Acu Math 4	3166		Generic slide rule of plastic	13
Acu Math 400	0005		Generic slide rule of plastic, 315x40x3 mm Front Scales: S K A = B Cl C = D L T	5
Acu Math 400 B	3168		Slide rule of plastic	
Acu Math 500	3601		Generic slide rule	6
Acu Math 511 Mannheim Professional	3696*		Generic slide rule of plastic glued on soft metal, 317x41.5x5.5 mm Front Scales: S K A = B Cl C = D L T	
Acu Math 511 Mannheim Student	3170		Generic slide rule of plastic/metal	7
Acu Math 600	5007*		Generic slide rule	7
Acu Math 90 A Manheim Trig	3167		Generic slide rule of plastic/magnesium	12
Acu Math 900	0006*		Generic slide rule of plastic, 315x42x4 mm Front Scales: K A = B T ST S = D DI L Back Scales: DF = CF Cl C = D	7
Acu Math A- 80	3599		Generic slide rule	7
Acu Math A 900	0007		Generic slide rule of metal, 316x42,5x5 mm Front Scales: LL0 LL00 A = B K Cl C = D S ST T Back Scales: L LL1 DF = Cl C = D LL3 LL2	
Acu Rule Co.	3172		Slide rule of wood/paint	
Acu Rule Co. 10	3173		Slide rule of paper on wood	6

Slide Rule Catalogue

Name	Match Nr	User Field	Description	Price (\$)
Acu Rule Co. 10 D	3174		Generic slide rule of wood/paint	7
Acu Rule Co. S M 1155	3175		Merchant slide rule of plastic	
Adams Exposure meter G.F. Wynne's System	5584*		Photography watch type of metal/glass, 51x6 mm Front Scales: Plate Nos and Lens stops = Time	50
Addimult	3897*		Generic slide rule of plastic, 150x32.5x34 mm Front Scales: 13cm / K A = B C I C = D L Back Scales: = S S+T T =	
Admiralty Research Laboratory Crown Copyright	3959*		By Crown, log/tech slide rule of wood/celluloid	
Aero Products Cessna Pilot Center Flight Computer	0009		Aviation disc of metal, 123x263x10 mm (1976) Front Scales: 1) = 2) 3) + 3 windows Back Scales: 4) = 5)	30
Aero Products E 6 B	3528*		Aviation disc of metal, 85x165 mm	
Aero Products FAA 93 A	0012		Aviation disc of metal, 190x80x9 mm	
Aero Products FAA AC 60- 11	0011		Aviation disc of metal, 97x243x8 mm (1973)	40
Aero Products Research Inc.	0010		Aviation disc of metal, 96x1 mm (1969) Front Scales: 1), Back Scales: 2)	
AGA Reliability & Confidence	0014		By Aero Geo Astro Corp., log/tech disc of metal, 100x0.5 mm (1962) Front Scales: 1) 2) 3) 4), Back Scales: 5) 6) 7) 8)	40
Agfa - Gevaert 21.5218 (672)	3479*		By Gevaert, photography slide chart of plastic, 156x40x3 mm	7
Agfa Belichtingstabel Agfa Films en Platen	5522*		Photography slide chart of cardboard, 103x150x2 mm	16
Agfa DIN Tages- und Kunstlicht - Belichtungs- Tabelle	3991		Photography disc of metal, 87x1 mm	7
Agfa Exposure Meter for daylight & artificial light	3270*		Photography disc of metal, 74x2 mm Front Scales: DIN Diafragm = Time	5
Agfa Table de Pose and Table pour Éclair	5525*		Photography slide chart of cardboard, 101x149x2 mm	20
Agfa Tages- und Kunstlicht Belichtungs Tabelle	5538*		Photography disc of metal, 72x2 mm	7
Agnew R.F. Weight Calculator	3176		Weight instrument of boxwood	
Ahrend Instruction rule	3552		Generic slide rule of wood/plastic, 1210x305 mm	
Ahrend 15 Electro	0016		Electrical slide rule of wood/plastic, 280x36.5x11 mm Front Scales: 26cm / LL2 A = B C = D LL3 ] 10inch #Dynamo/Motor Volt#, Back Scales: = S L T =	
Ahrend 424900 Protractor	0020		Technical protractor of metal, 225x38x2 mm Front Scales: 1:1000 1:2000, Back Scales: 1:2500 1:5000	36
Ahrend 649 Schola	0017*		Generic slide rule of all wood, 275x30x6 mm Front Scales: A = B C = D	
Ahrend 651	3112		Generic slide rule of plastic, 150x31x10,5 mm Front Scales: 13cm / A = B C = D ] 5inch Back Scales: = S T =	